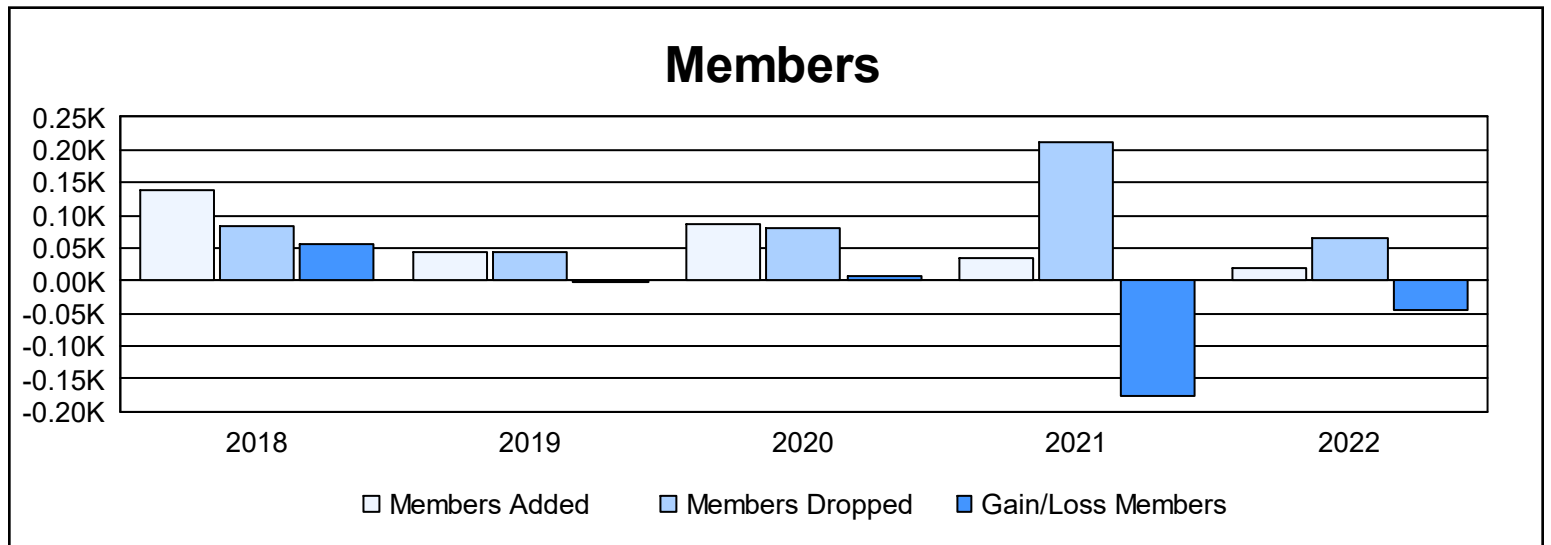
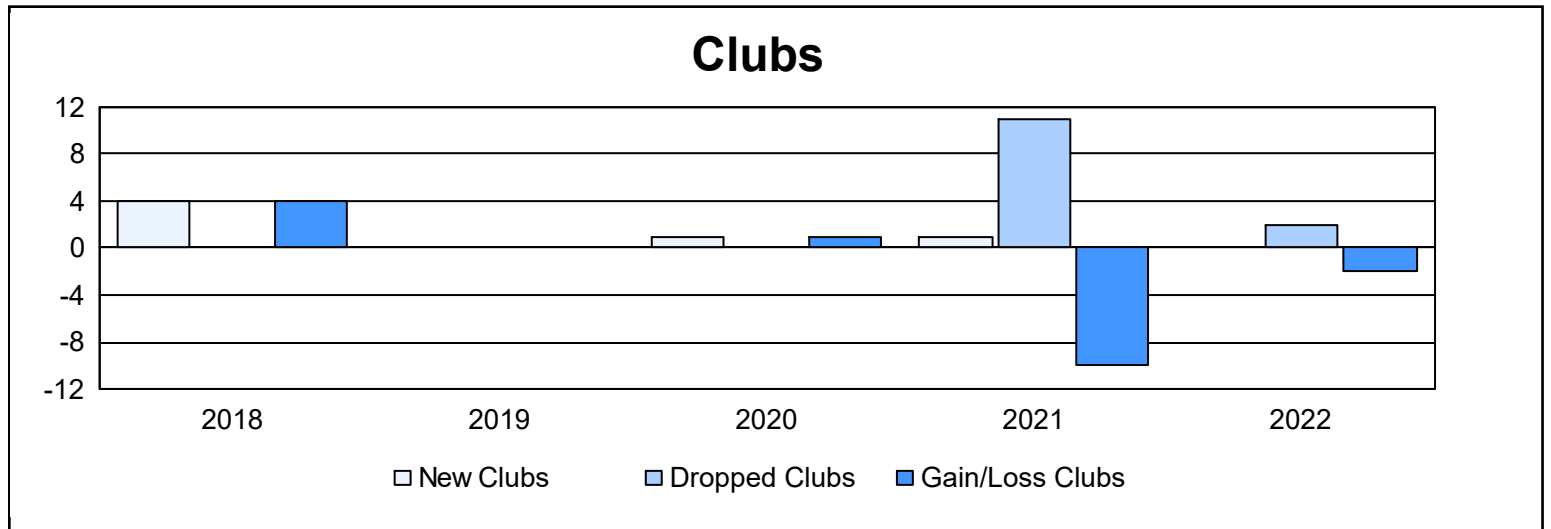
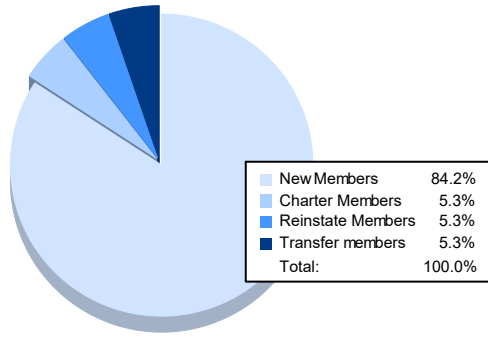


Year	New Clubs	Dropped Clubs	Gain/ Loss Clubs	New Members	Charter Members	Reinstate Members	Transfer Members	Total Member Added	Total Members Dropped	Gain/ Loss Members
2017-2018	4	0	4	50	86	1	0	137	82	55
2018-2019	0	0	0	42	0	0	1	43	45	-2
2019-2020	1	0	1	47	23	12	5	87	81	6
2020-2021	1	11	-10	10	23	1	2	36	213	-177
2021-2022	0	2	-2	16	1	1	1	19	65	-46
<b>Average</b>	<b>1</b>	<b>3</b>	<b>-1</b>	<b>33</b>	<b>27</b>	<b>3</b>	<b>2</b>	<b>64</b>	<b>97</b>	<b>-33</b>



### Membership Composition June 2022 Cumulative



### Gender Composition June 2022 Cumulative

